Multiple District 44

As of October 2026 Cumulative

Year	New Clubs	Dropped Clubs	Gain/ Loss Clubs	New Members	Charter Members	Reinstate Members	Transfer Members	Total Member Added	Total Members Dropped	Gain/ Loss Members
2022-2023	0	0	0	237	3	18	17	275	305	-30
2023-2024	1	1	0	232	23	6	8	269	303	-34
2024-2025	2	1	1	240	49	27	13	329	297	32
2025-2026	2	2	0	223	66	21	9	319	263	56
2026-2027	0	0	0	52	6	3	11	72	68	4
Average	**1**	**1**	**0**	**197**	**29**	**15**	**12**	**253**	**247**	**6**

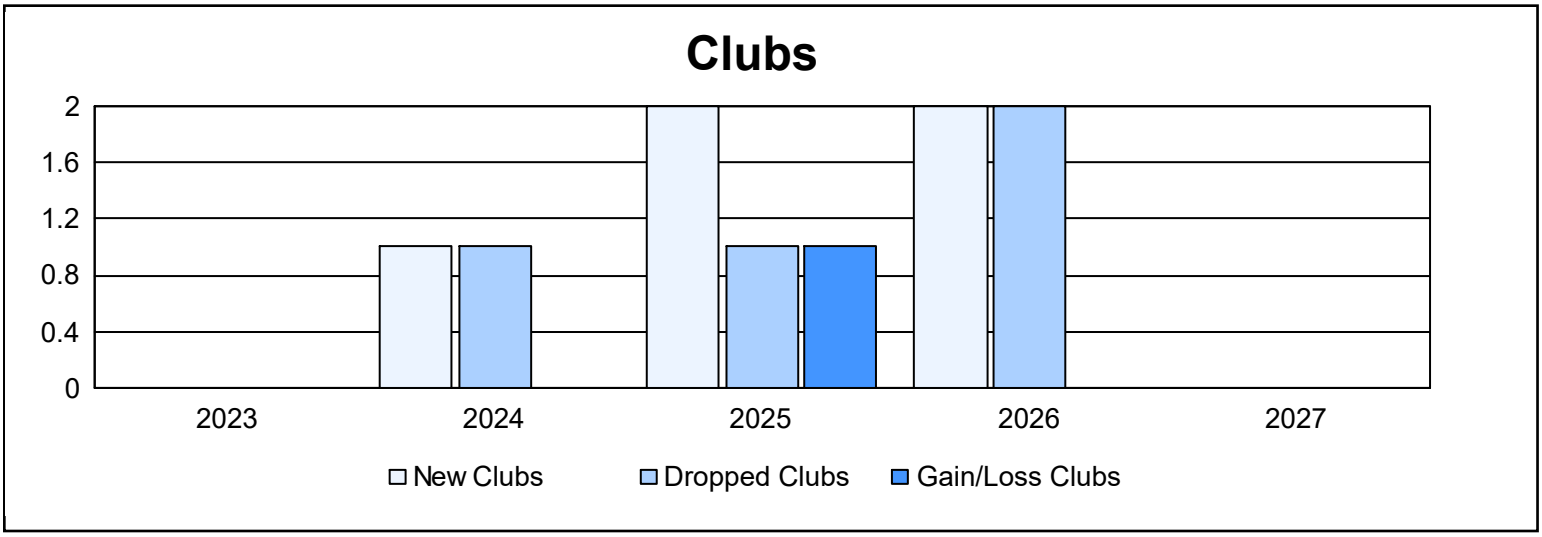

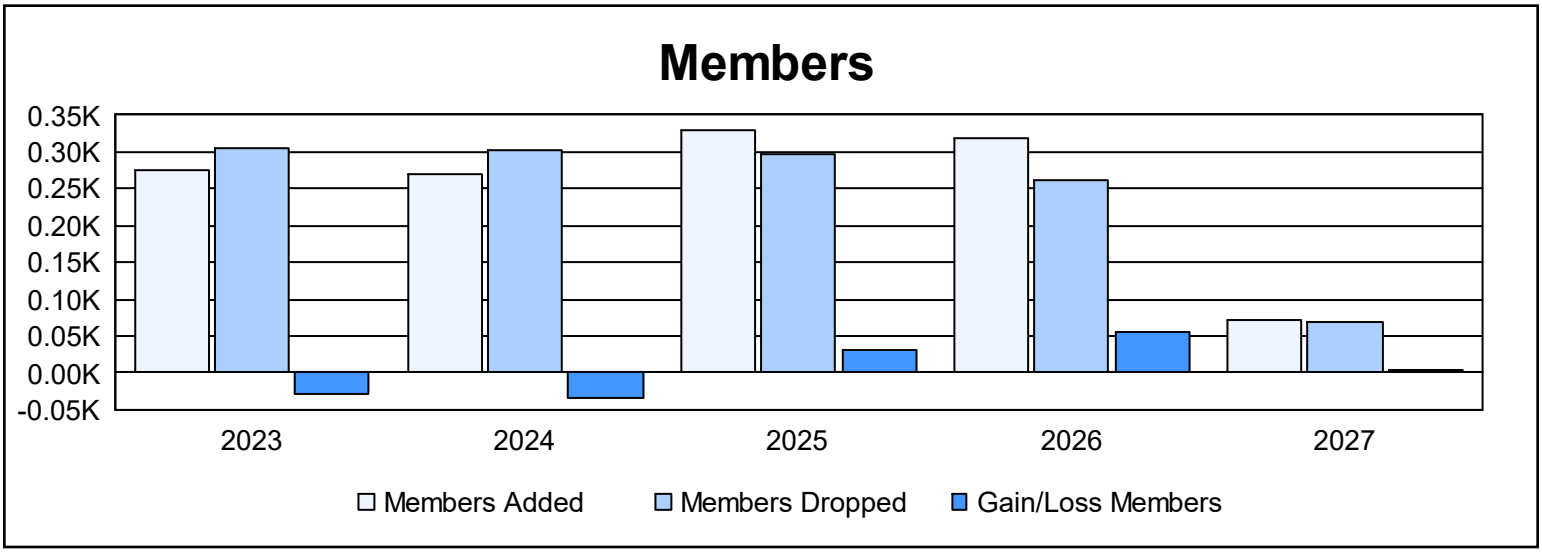

Membership Composition

October 2026 Cumulative

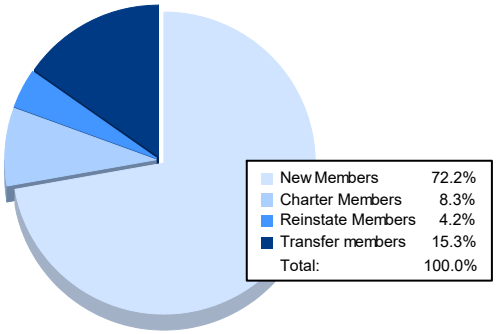

New Members	72.2%
Charter Members	8.3%
Reinstate Members	4.2%
Transfer members	15.3%
Total:	100.0%

Gender Composition

October 2026 Cumulative

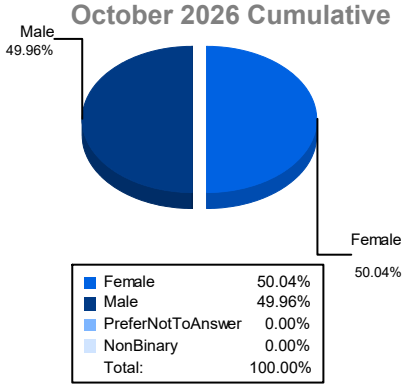

Female	50.04%
Male	49.96%
PreferNotToAnswer	0.00%
NonBinary	0.00%
Total:	100.00%